



## Side Lock Holder for End Mill (Metric)

SL

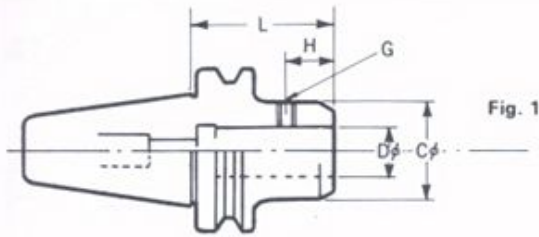


Fig. 1

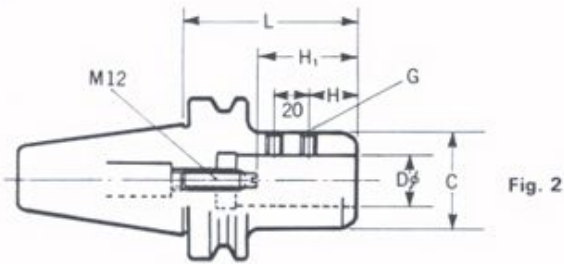


Fig. 2

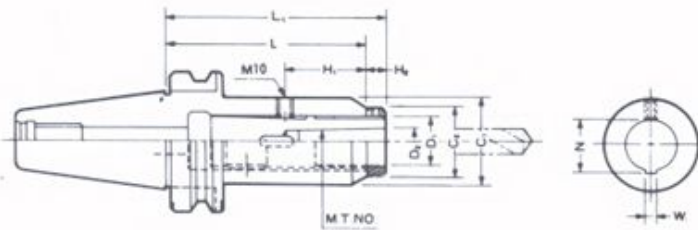
TAPER	ORDER BY No.	D	L	C	H	H <sub>1</sub>		G	Fig	Weight (Kg.)
						Min.	Max.			
No. 40	BT40-SL 6- 65	6	65	20	15	—	—	M 6	1	1.6
	-SL 8- 65	8		24				1.6		
	-SL 10- 65	10		30				1.6		
	-SL 12- 65	12		35				1.6		
	-SL 16- 65	16		40				1.7		
	-SLA 20- 90	20	90	50	25	55~70	—	M 10	2	1.8
	-SLA 25- 90	25								1.7
	-SLA 32- 90	32								1.9
	-SLA 40- 90	40								1.7
No. 45	BT45-SL 6- 75	6	75	20	15	—	—	M 6	1	2.5
	-SL 8- 75	8		24				2.5		
	-SL 10- 75	10		30				2.5		
	-SL 12- 75	12		35				2.5		
	-SL 16- 85	16		85				40		23
	-SLA 20- 90	20	90	50	25	55~70	—	M 10	2	3.0
	-SLA 25- 90	25								2.9
	-SLA 32- 90	32								3.0
	-SLA 40- 90	40								2.8
No. 50	BT50-SL 6- 75	6	75	20	15	—	—	M 6	1	4.3
	-SL 8- 75	8		24				4.3		
	-SL 10- 75	10		30				4.3		
	-SL 12- 75	12		35				4.3		
	-SL 16- 75	16		40				23		4.5
	-SLA 20-105	20	105	50	25	55~70	—	M 10	2	4.8
	-SLA 25-105	25								4.7
	-SLA 32-105	32								4.9
	-SLA 40-105	40								60

Shanks with ISOV/DIN 69871 also available



## Side Lock Holder — DIN

**SLD**



MODEL	D <sub>1</sub> (h6)	L	L <sub>1</sub>		H <sub>1</sub>	H <sub>2</sub>	C <sub>1</sub>	C <sub>2</sub>	N	W	Wt (kg)	Drill socket
			min.	max.								
BT35-SLD28-105	28	105	117	147	38	12	40	39.6	29.5	6	1.5	DSD28-MT(h)

MODEL	D <sub>1</sub> (h6)	L	L <sub>1</sub>		H <sub>1</sub>	H <sub>2</sub>	C <sub>1</sub>	C <sub>2</sub>	N	W	Wt (kg)	Drill socket
			min.	max.								
BT40-SLD28-105	28	105	117	147	38	12	40	39.6	29.5	6	1.8	DSD28-MT(h)
-SLD36-135	36	135	149	185	45	14	50	49.6	37.5	8	2.5	DSD36-MT(h)

MODEL	D <sub>1</sub> (h6)	L	L <sub>1</sub>		H <sub>1</sub>	H <sub>2</sub>	C <sub>1</sub>	C <sub>2</sub>	N	W	Wt (kg)	Drill socket
			min.	max.								
BT45-SLD28-105	28	105	117	147	38	12	40	39.6	29.5	6	2.9	DSD28-MT(h)
-SLD36-135	36	135	149	185	45	14	50	49.6	37.5	8	3.6	DSD36-MT(h)
-SLD48-165	48	165	183	230	57	18	67	66.6	49.9	10	5.4	DSD48-MT(h)

MODEL	D <sub>1</sub> (h6)	L	L <sub>1</sub>		H <sub>1</sub>	H <sub>2</sub>	C <sub>1</sub>	C <sub>2</sub>	N	W	Wt (kg)	Drill socket
			min.	max.								
BT50-SLD28-105	28	105	117	147	38	12	40	39.6	29.5	6	4.5	DSD28-MT(h)
-SLD36-135	36	135	149	185	45	14	50	49.6	37.5	8	5.1	DSD36-MT(h)
-SLD48-165	48	165	183	230	57	18	67	66.6	49.9	10	6.8	DSD48-MT(h)

[Remarks] 1. DIN 55058 for Basic Holder, DIN 6327 for Adaptor and Socket.

Shanks with ISOVDIN 69871 also available